



Schützenstrasse 7a / 9506 Lommis  
Switzerland / info@gdvinternational.ch

Lommis, 02. 11. 2019

## **Project BUBBLE GDV tests on test subjects**

Comparative tests carried out with 22 test subjects with and without the use of BUBBLE

The test subjects' energy was tested before the influence of BUBBLE and after the effective time of 60 min.

We used our Bio-Well 2.0 from the latest series for this. The Bio-Well GDV camera is a method of measuring human energy using a special measuring electrode with a built-in video camera and a sophisticated software system.

### **Technical Background:**

Bio-Well GDV was developed by Dr. Konstantin Korotkov's team. It uses gas discharge visualization (GDV) technology. The devices are designed to perform human energy scans quickly and easily. During these scans, a weak electrical current is applied to the fingertips for less than a millisecond using a built-in measuring electrode. This stimulus causes an "electron cloud" to form, which is composed of very light photon streams. The faint "glow" of the discharge is invisible to the human eye. However, it is captured by the camera system and then transferred and calculated in graphical representations. A skilled user can read energy, vitality, and stress levels from this information.

In the tests conducted for your company, we tested relatively stable individuals of both genders and ages 16-67:

### **Test Arrangement:**

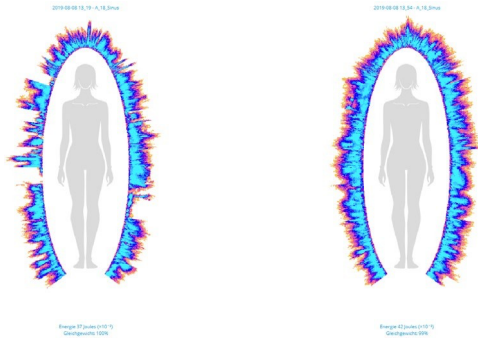
The subjects arrived at the test room in silence, acclimatized and drank 1 dl of water. The room was relatively free of energetic interference fields and was kept quiet. After the first test, the BUBBLE was hung around each subject's neck at the level of the thymus from a textile strap. After 60 minutes, we then carried out the second series of tests.

In the statistical analyses, we paid particular attention to the following parameters:

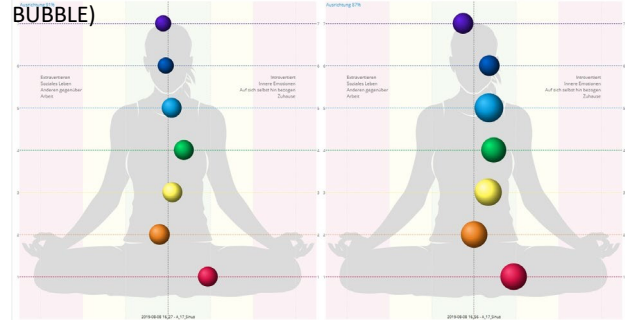
1. Changes in the energy field in joules
2. Chakra analysis
3. Relaxation / Stress
4. Strengthening of the immune system

## Energy Field and Chakra Changes

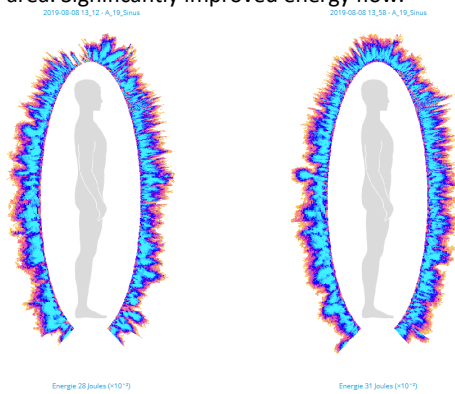
Energy field with and without BUBBLE / example of a test subject: significant filling of the energy field



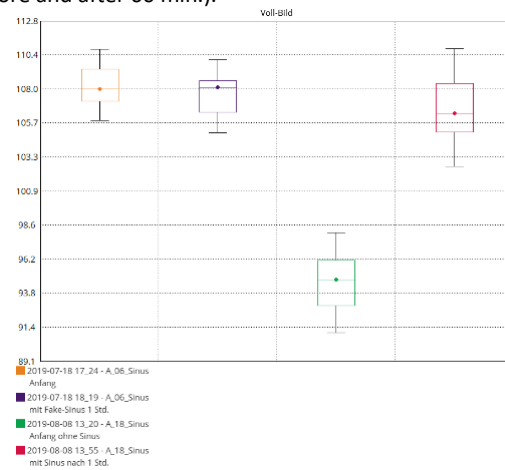
Chakras with and without BUBBLE / example of a test subject: significant improvement of the fullness in the chakras (left graph without/right graph with BUBBLE)



Energy field with and without BUBBLE / example of a test subject: significant filling up of the energy field in the head area. Significantly improved energy flow.



Test with the BUBBLE on the left switched off (before and after 60 min). Testing with BUBBLE switched on, right side (before and after 60 min.).



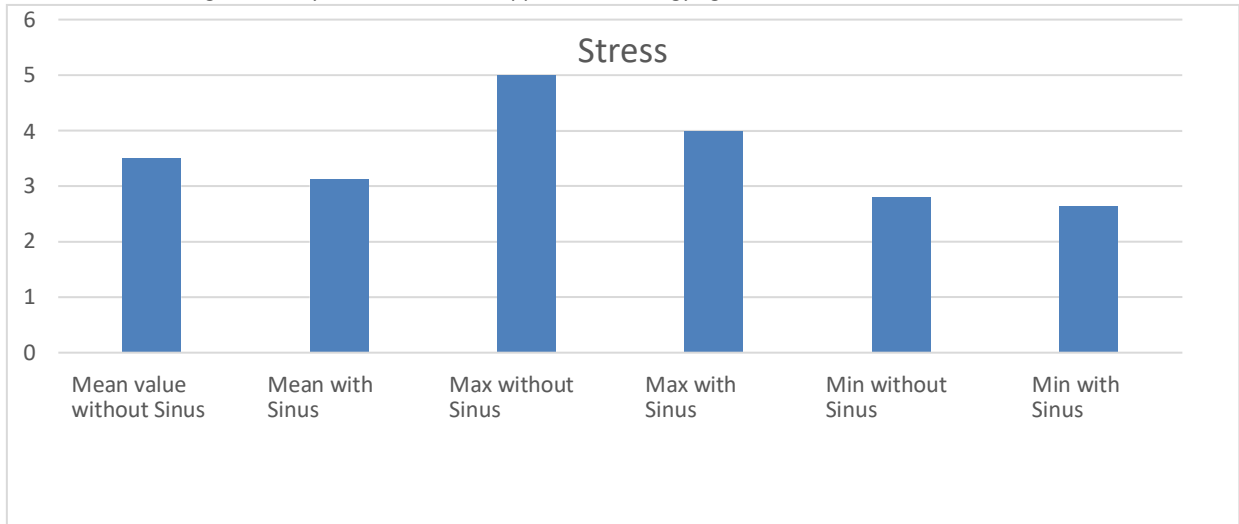
## Stress Analysis:

Significant reduction of stress with BUBBLE (1<sup>st</sup> Graph). Increase in energy (2<sup>nd</sup> Graph). Improved li/re balance (3<sup>rd</sup> Graph).



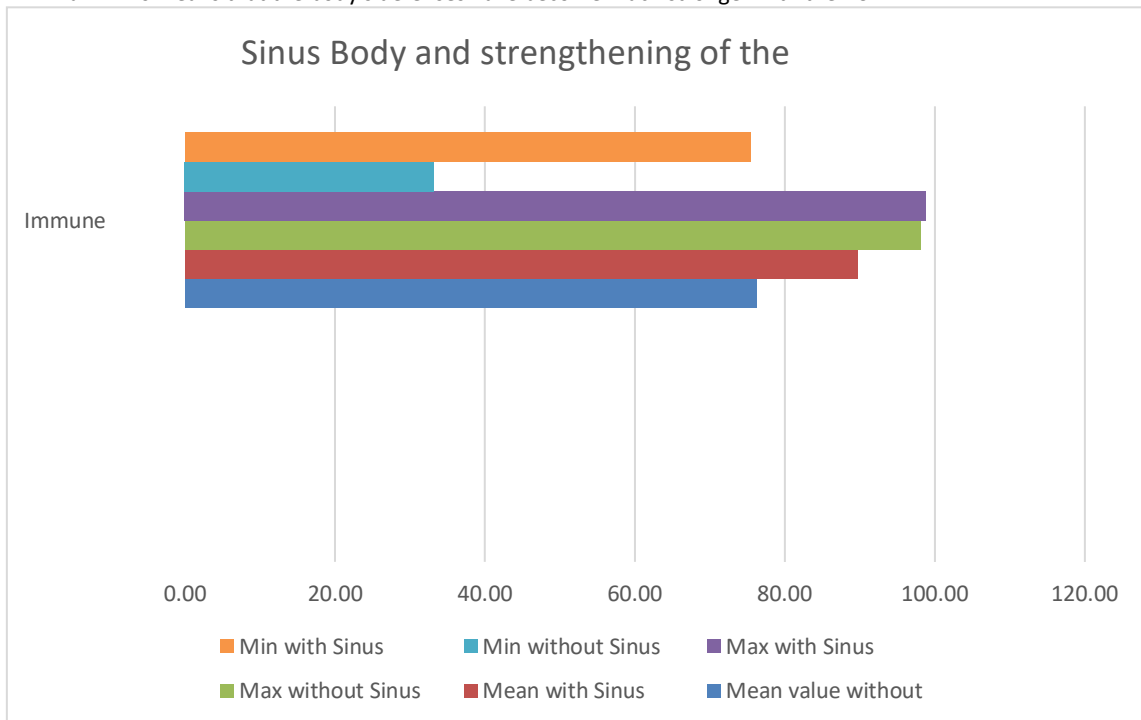
### Stress statistics of all subjects with and without BUBBLE

The reduction of the stress value is clearly shown in the mean value as well as in the maximum and minimum values. This means that the glandular systems are better supplied with energy again.



### Immune system of all subjects with and without BUBBLE

In analyzing the immune system, an energetic strengthening could be proven both in the mean value and in the minimum. This means that the body's defenses have become much stronger with the BUBBLE.





Schützenstrasse 7a / 9506 Lommis  
Switzerland / info@gdvinternational.ch

### Assessment:

1. The most statistically significant improvements in the measurements have been clearly demonstrated in the parameters of the stress value.
2. The statistically significant reductions in stress levels by an average of 9% show a significant relaxation in the nervous system, especially in the sympathetic nervous system.
3. The chakra evaluations show an improvement in balance and fullness **with the BUBBLE** in most subjects.
4. Over 50% of the test subjects were able to build up their energy reserves after just one hour with the BUBBLE.
5. This pilot study shows clear results. It can be observed that the energetic effect of the BUBBLE has a positive effect on the energy field of the test subjects.

### The measurement method:

The image created by the Bio-Well instrument is based on the knowledge of traditional Chinese medicine and has been verified by 20 years of clinical experience. The scanning process is fast, simple, and non-invasive. It gives a real-time answer to which factors, positive and negative, influence the energy state.

Bio-Well GDV precisely shows the effect on our energy system through different treatments, emotions, and stimuli. The device does not measure the anatomical structure of the body, but the functional state of organs and systems at the time of measurement.

The Bio-Well-Analysis shows the energetic state of organs and systems of the body. It also shows reactions of the body's regulatory systems to various influences, treatments, emotions, mobile phones, products, etc.

The stress level is also well calculated, which results from the activities of the sympathetic and parasympathetic nervous system. This makes it easy to test the tolerance of various medications, dietary supplements, and foods.

Bio-Well GDV technology is used by thousands of doctors, alternative practitioners, and researchers worldwide.

All figures concerning subjects and study are stored at our company. The person responsible for the implementation and evaluation of these tests with the BUBBLE is:

Elisabeth Dornbierer Pirchl  
*Expert for energy analysis*